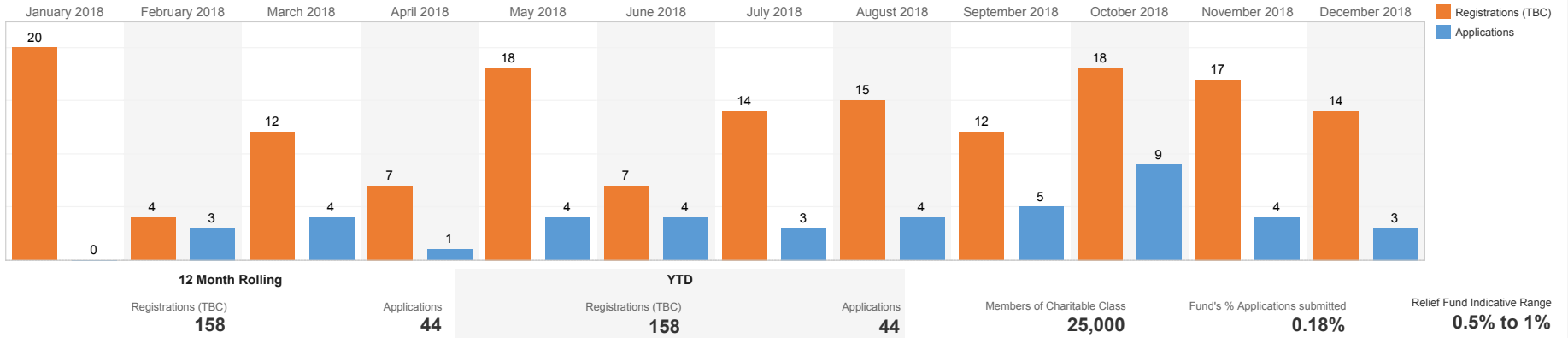
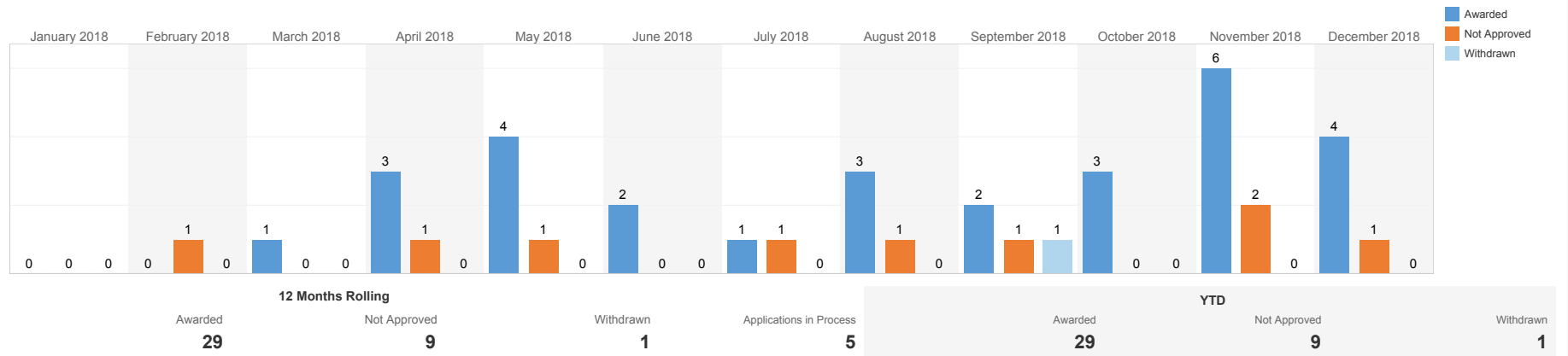




## Application Overview

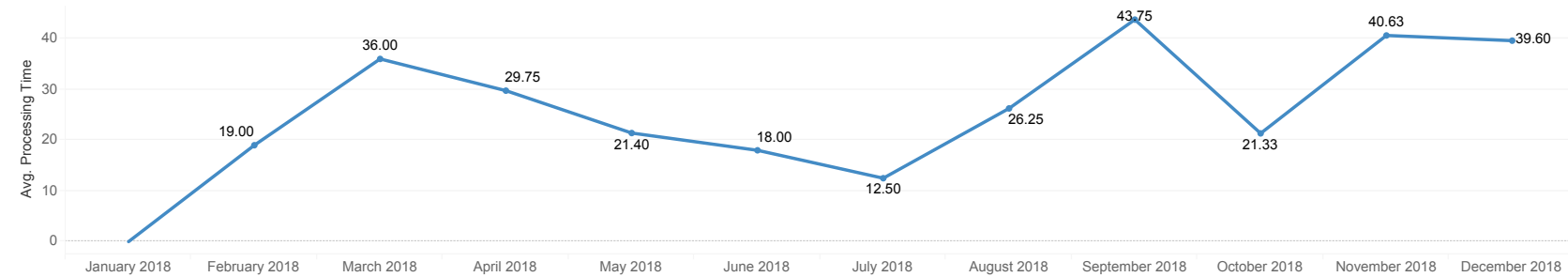


## Grant Events Overview



## Application Days

Days Applicant takes to provide all necessary information after the initial submission





**Grants Awarded**  
Last 12 Months

	Grand Total	Death	Domestic Abuse	Impacts Primary Residence	Natural Disaster	Non-routine Medical	Pres/Terror/Tr Sec/Com Carrier	Serious Illness/Injury	Null
Jan-2018									
Feb-2018									
Mar-2018	\$3,000							\$3,000	
Apr-2018	\$7,665	\$7,665							
May-2018	\$9,834	\$1,945				\$2,754		\$5,135	
Jun-2018	\$5,335	\$3,000						\$2,335	
Jul-2018	\$3,000	\$3,000							
Aug-2018	\$4,811	\$3,336	\$1,475						
Sep-2018	\$5,445							\$5,445	
Oct-2018	\$5,144	\$2,600			\$1,013			\$1,531	
Nov-2018	\$11,278	\$956			\$8,412	\$1,910			
Dec-2018	\$8,062				\$4,246			\$3,816	
<b>Grand Total</b>	<b>\$63,574</b>	<b>\$22,502</b>	<b>\$1,475</b>		<b>\$13,671</b>	<b>\$4,664</b>		<b>\$21,263</b>	

Due to timing differences between Finance and Grants there may be monthly differences in the grant amounts but these resolve themselves on a year to date basis by year end.

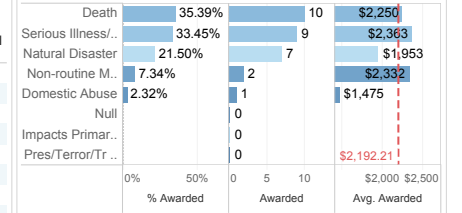
**# of Grants Awarded**

	Grand Total	Death	Domestic Abuse	Impacts Primary Residence	Natural Disaster	Non-routine Medical	Pres/Terror/Tr Sec/Com Carrier	Serious Illness/Injury	Null
Jan-2018	0								0
Feb-2018	0			0					0
Mar-2018	1							1	0
Apr-2018	3	3				0			0
May-2018	4	1				1		2	0
Jun-2018	2	1						1	0
Jul-2018	1	1						0	0
Aug-2018	3	2	1						0
Sep-2018	2						0	2	0
Oct-2018	3	1			1			1	0
Nov-2018	6	1	0		4	1			0
Dec-2018	4				2			2	0
<b>Grand Total</b>	<b>29</b>	<b>10</b>	<b>1</b>	<b>0</b>	<b>7</b>	<b>2</b>	<b>0</b>	<b>9</b>	<b>0</b>

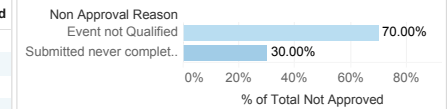
**Non-Approved Applications by Reason**

	Grand Total	Event not Qualified	Submitted never completed
Jan-2018		0	
Feb-2018		1	
Mar-2018		0	
Apr-2018		1	
May-2018		1	
Jun-2018		0	
Jul-2018		1	
Aug-2018		1	1
Sep-2018		1	1
Oct-2018		0	
Nov-2018		2	1
Dec-2018		1	
<b>Grand To..</b>	<b>9</b>	<b>6</b>	<b>3</b>

**Grants Awarded by Qualifying Events Breakdown**



**Non-Approved Applications By Reason**





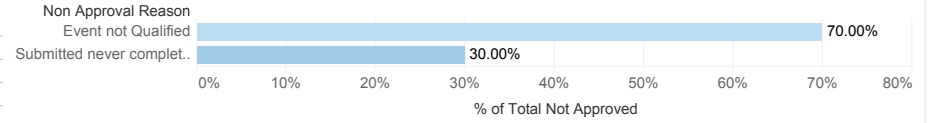
# Non-Approved Applications due to Program Criteria

## Non-Approved Applications Program Criteria

Click to filter bar chart on right

Month, Year of Decision Date	Non Appro..	Non Approval Notes
<b>December 2018</b>	Event not ..	Event chosen not event that occurred
<b>November 2018</b>	Event not ..	Null
	Submitted ..	Null
<b>September 2018</b>	Submitted ..	Event documentation not provided
<b>August 2018</b>	Submitted ..	Expense documentation not provided
<b>July 2018</b>	Event not ..	Submitted too long after Event occurred
<b>May 2018</b>	Event not ..	Submitted too long after Event occurred
<b>April 2018</b>	Event not ..	Event chosen not event that occurred
<b>February 2018</b>	Event not ..	Submitted too long after Event occurred

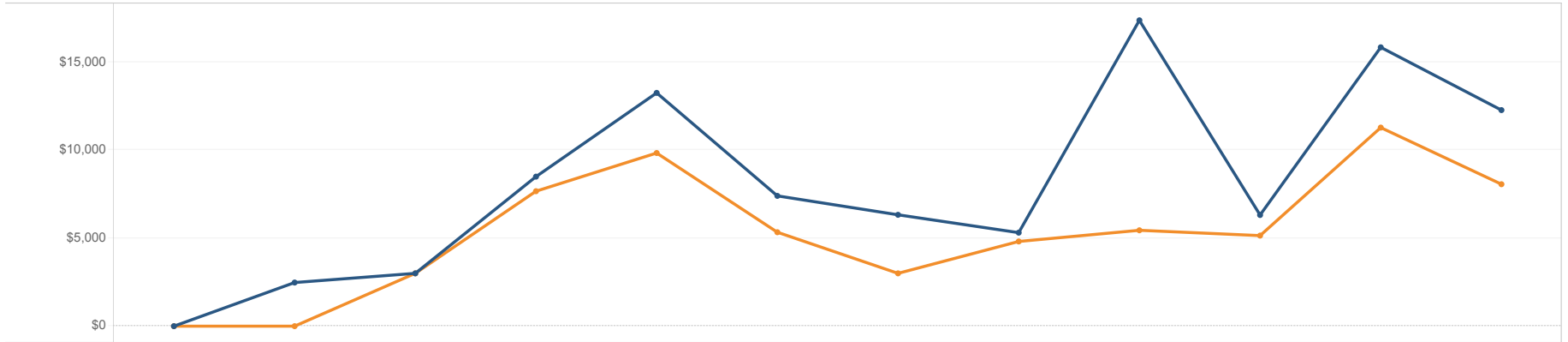
## Non-Approved Applications By Reason





# Requested / Awarded

## Requested Amount / Awarded Amount

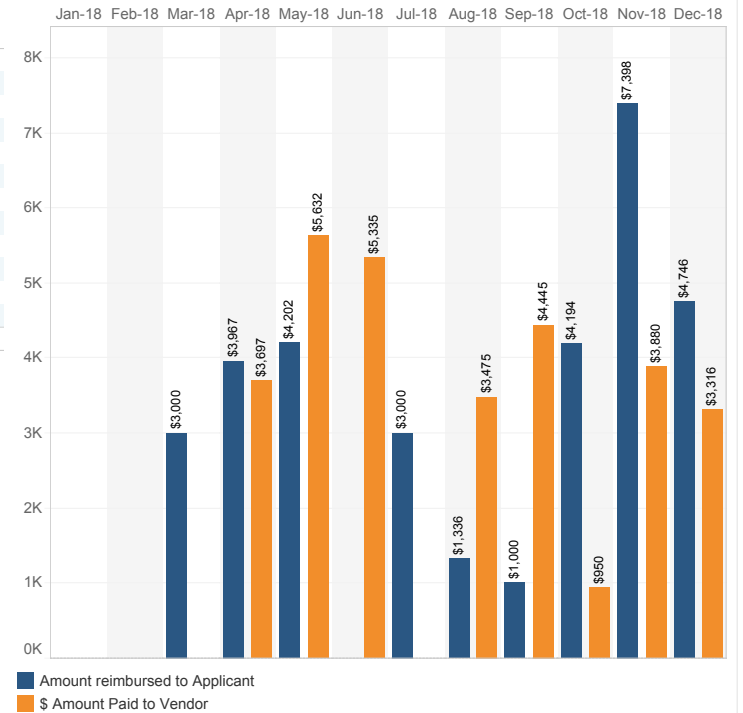


	February 2018	March 2018	April 2018	May 2018	June 2018	July 2018	August 2018	September 2018	October 2018	November 2018	December 2018
Amount Awarded		\$3,000	\$7,665	\$9,834	\$5,335	\$3,000	\$4,811	\$5,445	\$5,144	\$11,278	\$8,062
Amount Requested	\$2,478	\$3,000	\$8,492	\$13,249	\$7,400	\$6,325	\$5,311	\$17,370	\$6,313	\$15,837	\$12,270

## Partial Award by Reason

	Grand Total	Documenting not complete	Documenting not current	Expenses Not Approved	Grant request exceeded max	N/A
January 2018						
February 2018						
March 2018						
April 2018						
May 2018	\$3,015		\$3,015			
June 2018	\$2,065			\$65	\$2,000	
July 2018						
August 2018						
September 2018						
October 2018						
November 2018	\$1,559					
December 2018	\$406	\$306				
<b>Grand Total</b>	<b>\$7,045</b>	<b>\$306</b>	<b>\$3,015</b>	<b>\$65</b>	<b>\$2,000</b>	

## Grant Disbursement





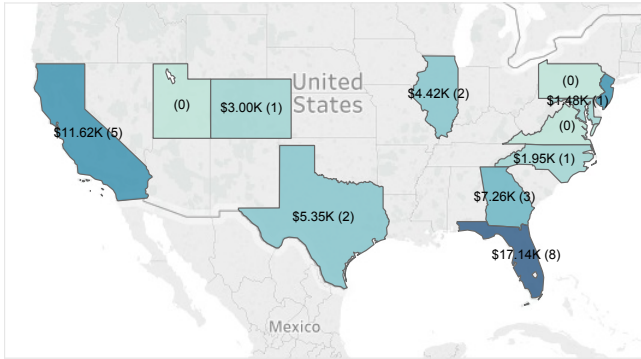
Share Your Story

					Jan-2018	Feb-2018	Mar-2018	Apr-2018	May-2018	Jun-2018	Jul-2018	Aug-2018	Sep-2018	Oct-2018	Nov-2018	Dec-2018
Grand Total							\$3,000	\$4,665	\$9,834	\$5,335	\$3,000	\$4,811	\$2,549	\$1,531	\$7,681	\$3,158
Carly Baldwin	cbaldwin@centuryfp.com	Non-routine Medical	Texas	United States					\$2,754							
David Hammond	Null	Death	Georgia	United States				\$2,500								
DennY Kautz	dkden71@gmail.com	Natural Disaster	Florida	United States												\$3,000
Ebony Rodriguez	Null	Serious Illness/Injury	New Jersey	United States					\$2,635							
Edwin Marquez	video4367@gmail.com	Serious Illness/Injury	New Jersey	United States										\$1,531		
Eileen Halol	ehalol@calclosets.com	Death	California	United States												\$956
Emmanuel Donkor	nimodonkor@yahoo.com	Death	New Jersey	United States								\$1,336				
Fernando Ramirez	jvillar@certapro.com	Death	California	United States							\$3,000					
Gary Miller	gm454man@gmail.com	Natural Disaster	Florida	United States												\$725
James Hulka	terihulka@yahoo.com	Serious Illness/Injury	Georgia	United States			\$3,000									
Katherine Mendoza	Null	Serious Illness/Injury	California	United States					\$2,500							
Luis Henriquez	phaugen@calclosets.com	Death	California	United States												
Mario Federico	Null	Death	California	United States				\$2,165		\$3,000						
matthew waters	sandsperv@aol.com	Natural Disaster	Georgia	United States												\$1,758
Michael Roberts	M.kevinroberts@jcloud.c..	Natural Disaster	Florida	United States												\$3,000
Pamela Barnes	amethysts_moon@hotmail..	Serious Illness/Injury		Canada												\$1,400
Samantha Kirilo	Null	Death	North Carolina	United States					\$1,945							
Shaneeeka Porter	neeeka1981316@yahoo.c..	Serious Illness/Injury	New Jersey	United States									\$2,549			
Trae'Nez Brown	cbeaty@certapro.com	Death	Illinois	United States								\$2,000				
Vanessa Reinoso	vanessa.reinoso@fsresid..	Serious Illness/Injury	Florida	United States						\$2,335						
Yelina Gyamfi	yelina.gyamfi@pauldavis..	Domestic Abuse	Maryland	United States								\$1,475				



## Grant Demographics by State

### Grant by State



### Grant #s by State

	Jan-2018	Feb-2018	Mar-2018	Apr-2018	May-2018	Jun-2018	Jul-2018	Aug-2018	Sep-2018	Oct-2018	Nov-2018	Dec-2018	Grand T..
Null	0	0	0	0	0	0	0	0	0	0	0	0	0
California				1	1	1	1	0			1		5
Colorado				1									1
Florida						1			1	1	4	1	8
Georgia			1	1								1	3
Illinois								1				1	2
Maryland								1					1
New Jersey					1			1	1	1	1		5
North Carolina					1								1
Pennsylvania		0							0		0		0
Texas					1		0			1	0		2
Utah									0				0
Virginia					0								0
Grand Total	0	0	1	3	4	2	1	3	2	3	6	3	28

### Grant \$s by State

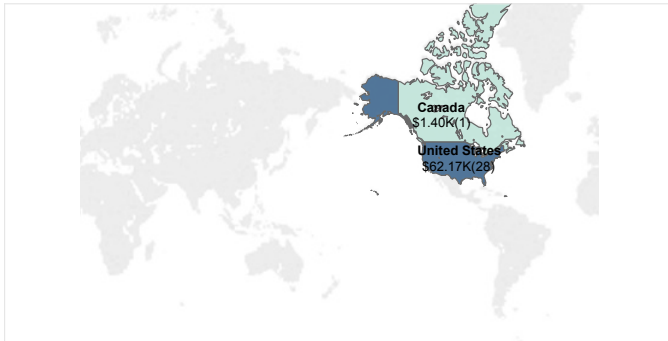
	Jan-2018	Feb-2018	Mar-2018	Apr-2018	May-2018	Jun-2018	Jul-2018	Aug-2018	Sep-2018	Oct-2018	Nov-2018	Dec-2018	Grand Total
Null													
California				\$2,165	\$2,500	\$3,000	\$3,000				\$956		\$11,621
Colorado				\$3,000									\$3,000
Florida						\$2,335		\$2,896	\$1,013	\$8,412	\$2,488		\$17,144
Georgia			\$3,000	\$2,500								\$1,758	\$7,258
Illinois								\$2,000				\$2,416	\$4,416
Maryland								\$1,475					\$1,475
New Jersey					\$2,635			\$1,336	\$2,549	\$1,531	\$1,910		\$9,961
North Carolina					\$1,945								\$1,945
Pennsylvania													
Texas					\$2,754					\$2,600			\$5,354
Utah													
Virginia													
Grand Total			\$3,000	\$7,665	\$9,834	\$5,335	\$3,000	\$4,811	\$5,445	\$5,144	\$11,278	\$6,662	\$62,174



# Grant Demographics by Country

## Grant by Country

Click to drill down



## Grant #s by Country

Click to drill down

Country (Geo)	Jan-18	Feb-18	Mar-18	Apr-18	May-18	Jun-18	Jul-18	Aug-18	Sep-18	Oct-18	Nov-18	Dec-18	Grand T..
Canada	0	0	0	0	0	0	0	0	0	0	0	1	1
United States	0	0	1	3	4	2	1	3	2	3	6	3	28
Grand Total	0	0	1	3	4	2	1	3	2	3	6	4	29

## Grant \$s by Country

Hit (+/-) to show/hide States

Country (Geo)	Jan-2018	Feb-2018	Mar-2018	Apr-2018	May-2018	Jun-2018	Jul-2018	Aug-2018	Sep-2018	Oct-2018	Nov-2018	Dec-2018	Grand Total
Canada												\$1,400	\$1,400
United States			\$3,000	\$7,665	\$9,834	\$5,335	\$3,000	\$4,811	\$5,445	\$5,144	\$11,278	\$6,662	\$62,174
Grand Total			\$3,000	\$7,665	\$9,834	\$5,335	\$3,000	\$4,811	\$5,445	\$5,144	\$11,278	\$8,062	\$63,574



# Donations

Fund Name (App) Filter Date Selector Selected Date  
 FirstService Relief Fu.. Filter From Selected .. December 2018

Date Range  
 Jan-2018 - Dec-2018

## Donations

	Fund Partner	Payroll Deduction	Matching	Donations of Fees	ACH / Checks	Credit / Debit Card	Text to Give	Total Donations
January 2018	\$7,500	\$0	\$0	\$0	\$0	\$250	\$0.00	\$7,750
February 2018	\$0	\$0	\$0	\$0	\$0	\$50	\$0.00	\$50
March 2018	\$635	\$7,680	\$635	\$0	\$0	\$435	\$0.00	\$9,385
April 2018	\$9,990	\$0	\$0	\$0	\$0	\$505	\$0.00	\$10,495
May 2018	\$10,660	\$356	\$0	\$0	\$0	\$1,650	\$0.00	\$12,666
June 2018	\$432	\$759	\$0	\$0	\$0	\$210	\$0.00	\$1,401
July 2018	\$3,156	\$12,414	\$0	\$0	\$0	\$110	\$0.00	\$15,680
August 2018	\$0	\$2,165	\$0	\$0	\$0	\$2,295	\$0.00	\$4,460
September 2018	\$0	\$2,621	\$0	\$0	\$0	\$6,335	\$0.00	\$8,956
October 2018	\$0	\$2,471	\$0	\$0	\$335	\$2,274	\$0.00	\$5,080
November 2018	\$0	\$4,492	\$0	\$0	\$0	\$2,890	\$0.00	\$7,382
December 2018	\$12,831	\$10,007	\$0	\$0	\$0	\$438	\$0.00	\$23,276
Grand Total	\$45,204	\$42,966	\$635	\$0	\$335	\$17,442	\$0.00	\$106,582

## Donations - Count

	Fund Partner	Payroll Deduction	Matching	ACH / Checks	Credit / Debit Card	Total
January 2018	1				3	4
February 2018					1	1
March 2018	1	2	1		5	9
April 2018	1				5	6
May 2018	5	3			9	17
June 2018	10	4			6	20
July 2018	6	20			5	31
August 2018		26			17	43
September 2018		25			42	67
October 2018		23		1	20	44
November 2018		29			28	57
December 2018	3	21			16	40
Grand Total	27	153	1	1	157	339





# FirstService Relief Fund Finance Report

Fund Name (App)  
FirstService Relief Fund

Fixed Dataset from January 2018 - December 2018

## Finance Report

Fund Name	Period	Beginning Fund Balance	Donations	Grants	Sum of Fees	Ending Balance	
FirstService Relief Fund	January - August 2018	(\$7,451.89)	\$61,887.05	(\$33,645.09)	(\$9,505.17)	\$11,284.90	
	September 2018	\$11,284.90	\$8,956.48	(\$5,445.20)	(\$1,618.69)	\$13,177.49	
	October 2018	\$13,177.49	\$5,079.98	(\$5,143.78)	(\$2,194.72)	\$10,918.97	
	November 2018	\$10,918.97	\$7,381.99	(\$11,277.66)	(\$1,171.62)	\$5,851.68	
	December 2018	\$5,851.68	\$23,276.28	(\$8,062.25)	(\$1,066.09)	\$19,999.62	
	Total			\$106,581.78	(\$63,573.98)	(\$15,556.29)	

Minimum Balance Target = Average Monthly Expected Grant \$ × 3 months	\$7,500.00
Grant Maximum	\$3,000.00
Grant Minimum	\$500.00

Please note these pages are still being built out, until completed will be static data of the prior month.